

LOOKING TO

MOVE?

DONATION
AND
RECYCLING
GUIDE FOR
RESIDENTS
MOVING
OUT OF A
HOME



A ROOM BY ROOM APPROACH




Bedrooms and home offices

Donate **furniture** to a local thrift store, call before dropping off bulky items. Some thrift stores offer bulky item pick-up, call to confirm.


Bed mattresses and bed frames should be recycled through a participating Bye Bye Mattress recycling program location.



Donate **clothes** that are in a good/reusable condition to a local thrift stores. **Clothes, sheets, towels,** etc. that are torn, stained, or old should be recycled through a local textile recycling program..



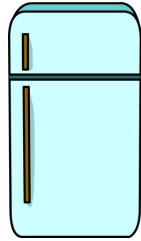
Looking for a recycling location? Visit
WasteFreeSD.org




Electronics that are no longer working (also known as electronic waste or e-waste) include items such as **televisions, radios, telephones, cell phones, and printers.** Many recycling locations will accept electronic waste at no cost and collection events are available for select neighborhoods on specific dates and times. Working electronics, should be taken to a local thrift store.

Tip: Electronic waste does not include florescent light bulbs/tubes (contain mercury) and any type of batteries.
Bonus Tip: Remove all sensitive information from hard drives before donating or recycling.

Kitchen



Running or newer **appliances** can be taken to organizations that reuse or resell appliances like ReFind Kitchens or Habitat for Humanity ReStore locations. For any non-working appliance, drop-off at a local scrap metal recycler or call to request pick-up (if available)



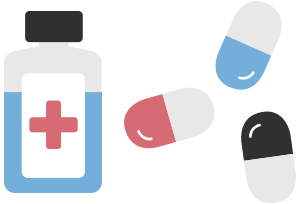
If items like **dishes, pots, pans, and silverware** are in reusable/good condition donate to a local thrift store. If the item is stainless steel and is old/overused...take to a scrap metal recycler.

Cleaning products like all-purpose cleaners, disinfectants, degreasers and stain remover are considered household hazardous waste and should be disposed of at a collection facility.



All **non-perishable food** should be dropped off at a local food bank.

Bathroom



Loose medication can be put into plastic bags then deposited at kiosks located at participating San Diego County Sheriff's departments. Please ensure any **liquid medication** is enclosed in secure containers before depositing and please remove any personal information from **medicine bottles**. **Prescription drug** takeback days occur twice a year, one in the Spring and one in the Fall. Permanent drop-off locations are available at participating sheriff's stations or police departments.

Needles/sharps should be transported to a proper collection center in a rigid, puncture-resistant, tightly-sealed container, including: bleach bottles, liquid detergent bottles, or coffee cans with lids. Containers should be no larger than 2 liters or 1/2 gallon. Label the container "Needles" or "Sharps" before disposing of it at an approved residential needles/sharps collection drop boxes or at your local household hazardous waste collection facility.



Garage/Shed



Hand tools and power tools can be donated to a local thrift store or recycled at participating locations. Certain **gardening tools** powered by gasoline such as a **lawnmower** will have to be completely drained before donating or recycling.

The following products typically found in the household like **gardening chemicals** and **automotive fluids** are considered household hazardous waste:

- Fertilizer
- Herbicide
- Motor oil
- Antifreeze
- FI light bulbs/tubes
- Pesticide
- Insecticide
- Gasoline
- Batteries
- Paint

Household hazardous waste should be taken to a designated household hazardous waste collection facility.



Additional Information

Looking to sell or give away an item? Donating and recycling are not the only options for many of the items listed in this brochure. Residents can host a garage sale or attend a swap meet to sell or trade items. Many websites and apps also allow users to post items to sell or to give away for free, including:

- Facebook Marketplace (website)
- Craigslist (website)
- Freecycle (website)
- OfferUp (Free phone app)
- LetGo (Free phone app)

Tips on how to reduce the need for cardboard boxes:

- ✓ Remember to pack in containers you already have such as reusable bags, dresser drawers, or suitcases.
- ✓ Start saving up cardboard boxes a couple months ahead of time.
- ✓ Check some of the donation sites listed above to look for any additional cardboard boxes.
- ✓ Any reusable cardboard boxes should be donated, find a location on WasteFreeSD.org
- ✓ Remember to recycle leftover cardboard boxes in the blue recycling bin, please breakdown the box before recycling.

Plan early

- ✓ All household hazardous waste collection facilities require proof of residency and require an appointment be made. Have an inventory of everything you plan to drop-off including quantities and condition before calling to make an appointment.
- ✓ Some thrift stores offer free pick-up but there may be a wait time of up to a month to receive service, plan accordingly.
- ✓ Remove all personal information from electronics, prescription medication bottles, sensitive documents, etc. before donating or recycling.



Review a list of what can go in the curbside recycling bin, visit WasteFreeSD.org/resources



To find recycling centers, donation locations, local household hazardous waste collection facilities or for waste reduction guides, visit WasteFreeSD.org

