

# WHAT COMPOST BIN IS BEST FOR ME?




# COMPOSTING METHODS

## CONTINUOUS

Food scraps and yard waste are continuously added to the pile. Harvest can take from 8 months to 1 year.

## BATCH

Food scraps and yard waste are added until bin is full. Quickest method; harvest can take 4 to 6 months.



# DO YOU LIVE

IN A SMALL HOME  
WITH LIMITED SPACE?


**Best Bin:** Enclosed Stationary Bin

WITH 4+ PEOPLE IN A HOME?

**Best Bin:** Tumbler

IN AN APARTMENT?

**Best Bin:** Worm Bin



# Enclosed Stationary Bin




**BENEFITS**  
Great for limited space, helps deter animals

**TYPE OF PROCESS**  
Continuous or Batch

## ADDITIONAL INFO

Manual aeration needed,  
Slower composting rate



# Tumbler



## BENEFITS

Easy to aerate,  
low maintenance,  
great for large  
family settings,  
helps deter  
animals, dual bin  
compartments

## ADDITIONAL INFO

More expensive than  
stationary bins

## TYPE OF PROCESS

Continuous or  
Batch



# Worm Bin



## BENEFITS

Great for limited space, easy to store bin under the sink, ideal for 1-2 individuals in a household, great learning tool for classrooms

TYPE OF PROCESS  
Continuous

ADDITIONAL INFO

Worms need consistent temperature of 40-80 F



# DID YOU KNOW?




LOW-COST COMPOST BINS  
ARE AVAILABLE IN MOST  
COMMUNITIES!

SEARCH **COMPOSTING BIN REBATES** ON  
WASTEFREED TO SEE WHAT  
OPTIONS ARE AVAILABLE TO YOU



# ADDITIONAL RESOURCES



COMPOSTING 101  
WASTE FREE SD

COMPOST IT YOURSELF (CIY)  
SOLANA CENTER FOR ENVIRONMENTAL INNOVATION

COMPOSTING  
SAN DIEGO COUNTY, DEPARTMENT OF PUBLIC WORKS

WHY COMPOST?  
SOLANA CENTER FOR ENVIRONMENTAL INNOVATION

